

ALTERNATIVE/SPECIALTY

# DYNAMIC ENERGY INCOME FUND

Series F • As at April 30, 2022

**JENNIFER STEVENSON B.Comm., MBA**

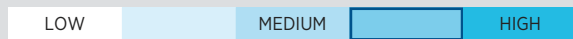
Portfolio Manager: 11.8 years on fund

**OSCAR BELAICHE HBA, FICB, CFA**

Portfolio Manager: 18.6 years on fund

INCEPTION	<b>2004 May</b>
NET ASSETS	<b>\$256.06 millions</b>
HOLDINGS	<b>22</b>
MER <sup>1</sup>	<b>1.04%</b>
NAV	<b>\$12.88</b>
STANDARD DEVIATION	<b>23.32% over 3 years</b>
R <sup>2</sup>	<b>0.83</b>
DISTRIBUTIONS	<b>\$0.0984 monthly<sup>1</sup></b>
YIELD	<b>9.2% based on NAV<sup>2</sup></b>

**RISK RATING<sup>‡</sup>**



**TOP 10 EQUITY HOLDINGS %**

Tourmaline Oil Corp.	
Suncor Energy Inc.	
Canadian Natural Resources Limited	
Exxon Mobil Corporation	
Shell PLC, ADR	
Devon Energy Corporation	
Steel Reef Infrastructure Corp., Restricted	
ConocoPhillips	
Enbridge Inc.	
Chevron Corporation	
<b>Total allocation in top holdings</b>	<b>53.7</b>

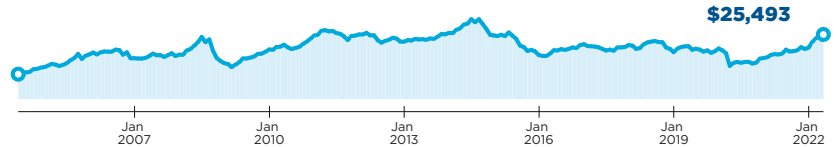
**FUND CODES (Prefix: DYN)**

Series	FE	LL	LL2	DSC	No load
A	4430	4432 <sup>a</sup>	4431 <sup>a</sup>	4433 <sup>a</sup>	
DCAF	1221	1222 <sup>a</sup>		1223 <sup>a</sup>	
F					4434
FT					4435
G	4430G <sup>a,a</sup>	4432G <sup>a,a</sup>		4433G <sup>a,a</sup>	
I					4436
T	1744	1746 <sup>a</sup>	1745 <sup>a</sup>	1747 <sup>a</sup>	

**WHY INVEST IN DYNAMIC ENERGY INCOME FUND?**

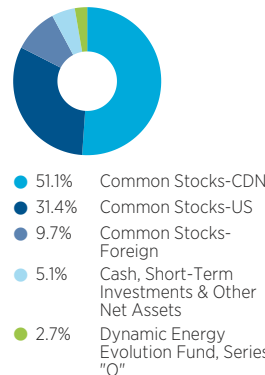
- Access to a diversified portfolio of primarily dividend-paying energy investments along the energy spectrum, from hydrocarbon to renewables.
- Focuses on businesses exhibiting sustainable or growing dividends and organic growth.
- Actively managed portfolio that provides a monthly income stream and focuses on reduced volatility.

**GROWTH OF \$10,000**

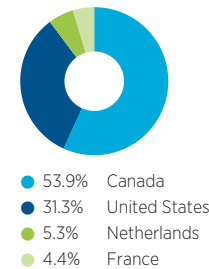


Compound growth calculations are used only for the purpose of illustrating the effects of compound growth and are not intended to reflect future value of any mutual fund or returns on investment in any mutual fund.

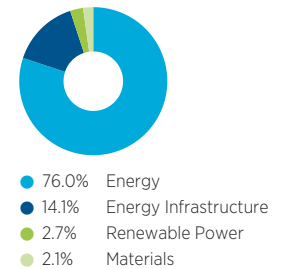
**ASSET ALLOCATION**



**GEOGRAPHIC ALLOCATION**



**SECTOR ALLOCATION**



**CALENDAR RETURNS %**

YTD 2022	2021	2020	2019	2018	2017	2016	2015
<b>25.8</b>	<b>25.2</b>	<b>-18.9</b>	<b>7.8</b>	<b>-13.1</b>	<b>-1.6</b>	<b>24.8</b>	<b>-30.9</b>

**COMPOUND RETURNS %**

1 mo	3 mo	6 mo	YTD	1 yr	3 yrs	5 yrs	10 yrs	Incep
<b>2.1</b>	<b>13.1</b>	<b>24.5</b>	<b>25.8</b>	<b>44.9</b>	<b>6.9</b>	<b>4.6</b>	<b>0.1</b>	<b>5.3</b>

**HISTORICAL DISTRIBUTIONS (\$/unit)**

2022 Apr	Mar	Feb	2022 Jan	Dec	Nov	Oct	Sep	Aug	Jul	Jun	May
<b>0.0984</b>	<b>0.0984</b>	<b>0.0984</b>	<b>0.0984</b>	<b>0.0984</b>	<b>0.0984</b>	<b>0.0984</b>	<b>0.0984</b>	<b>0.0984</b>	<b>0.0984</b>	<b>0.0984</b>	<b>0.0984</b>

The benchmark used for analytics for this fund is S&P/TSX Capped Energy Index. [\*] For the period ended June 30, 2021. [a] Series G only available to residents of non-HST provinces and territories. [1] This monthly distribution is fixed but not guaranteed and may be adjusted from time to time at the discretion of the fund manager. [2] The yield is determined by annualizing the fixed distribution rate and does not include any distributions in excess of the fixed distribution rate that may be paid at the fund's year-end. [a] Not available for purchases, switches out only.

**DYNAMIC ENERGY INCOME FUND**

Series F • As at April 30, 2022

Dynamic Funds is a leading Canadian investment company offering a comprehensive range of investment services, including mutual funds, tax-advantaged products and customized high net-worth programs.

**Customer Relations Centre**

Toll free: 1-800-268-8186  
 Tel: 514-908-3212 (English)  
 514-908-3217 (French)  
 Fax: 416-363-4179 or  
 1-800-361-4768  
 Email: [service@dynamic.ca](mailto:service@dynamic.ca)

**Ontario (Head Office)**

Dynamic Funds Tower  
 1 Adelaide St. E., Ste. 2800  
 Toronto, ON M5C 2V9  
 Toll free: 1-866-977-0477  
 Tel: 416-363-5621

**Eastern Canada**

1200 McGill College Ave., Ste. 2300  
 Montreal, QC H3B 4G7

**Western Canada**

Suite 300, 119 - 6 Avenue SW  
 Calgary, AB T2P 0P8

Four Bentall Centre  
 1055 Dunsmuir St., Ste. 3434  
 P.O. Box 49217  
 Vancouver, BC V7X 1K8

**DYNAMIC PREFERRED PRICING**

Management fee rates are applied back to dollar one

Fund Value	%
\$0K - \$250K	0.850%
\$250K - \$1MM	0.775%
\$1MM - \$5MM	0.725%
\$5MM+	0.675%

**[†]** Risk rating measures the degree of uncertainty that an investor can handle regarding fluctuations in the value of their portfolio. The amount of risk associated with any particular investment depends largely on your own personal circumstances including your time horizon, liquidity needs, portfolio size, income, investment knowledge and attitude toward price fluctuations. Investors should consult their financial advisor before making a decision as to whether this mutual fund is a suitable investment for them.

Commissions, trailing commissions, management fees and expenses all may be associated with mutual fund investments. Please read the prospectus before investing.

The indicated rates of return are the historical annual compounded total returns including changes in units [share] value and reinvestment of all distributions [dividends] and do not take into account sales, redemption, distribution or optional charges or income taxes payable by any security holder that would have reduced returns. The rates of return are used only to illustrate the effects of the compound growth rate and are not intended to reflect future values of the mutual fund or returns on investment in the mutual fund. Investments in mutual funds are not guaranteed, their values change frequently and past performance may not be repeated.

R<sup>2</sup> is a measurement out of 100 that shows the extent to which a portfolio's movements can be explained by the benchmark's movements.

Standard deviation is a measure of volatility; it shows how broadly the Fund's returns have varied over a given time period.



[dynamic.ca/f/1692](http://dynamic.ca/f/1692)

**Dynamic Funds**<sup>®</sup>  
*Invest with advice.*