

	RBC Canadian Equity Income Fund (RBC)	Manulife Dividend Income Fund (Manulife)	Dynamic Equity Income Fund (Dynamic)	Fidelity Dividend Fund (Fidelity)
Assets (\$M) ¹	3,528	9,050	4,112	2,370
Inception Date ¹	Aug-2006	Mar-2012	Mar-2002	May-2005
MER (%) ¹	0.76	1.16	0.99	0.93
Avg Market Cap ¹	\$33.5 bil	\$58.6 bil	\$107.0 bil	\$44.9 bil
No. of Holdings ¹	93	131	53	645

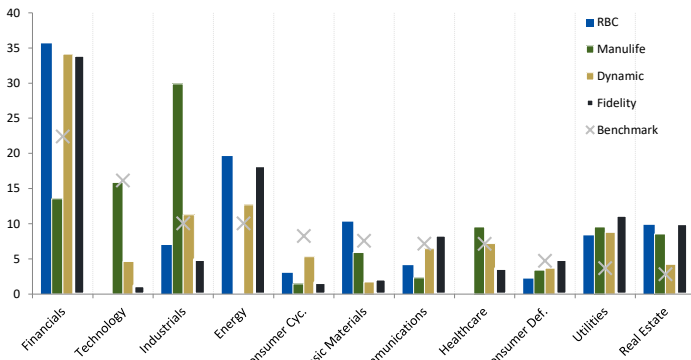
RBC Canadian Equity Income Fund offers:

Objective: Selects companies of all sizes that can grow their cash flow and dividends over time. Focuses on bottom-up stock selection to identify companies with strong valuation and provides broader diversification than the S&P/TSX Composite Index

Performance¹

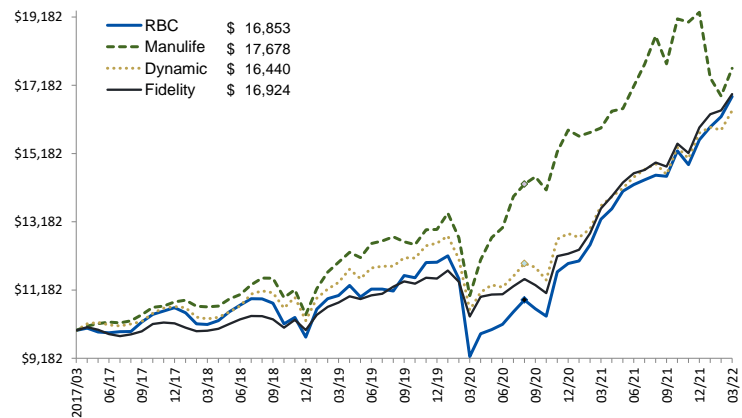
	Annualized Year Returns (%)						Calendar Year Returns (%)					Std. Dev (%)		3 yr.		5 yr.	
	6 mo.	1 yr.	3 yr.	5 yr.	10 yr.	Since Inc.	2021	2020	2019	2018	2017	3 yr.	5 yr.	Up	Down	Up	Down
RBC Canadian Equity Income Fund	16.1	27.1	15.2	11.0	10.1	11.6	30.3	-0.3	22.4	-8.0	9.4	16.8	14.4	98.2	89.0	97.1	89.1
Manulife Dividend Income Fund	-0.7	11.0	13.8	12.1	13.5	13.5	21.7	22.5	23.9	-3.5	14.1	16.0	13.6	98.4	98.4	97.9	82.7
Dynamic Equity Income Fund	12.8	20.4	13.0	10.5	9.9	11.5	23.0	2.2	22.0	-3.8	12.3	12.7	11.2	82.6	73.4	85.2	72.1
Fidelity Dividend Fund	14.4	24.7	16.1	11.1	10.1	9.8	30.2	6.3	15.1	-1.9	3.1	10.5	8.9	76.6	41.2	72.9	45.5
S&P/TSX Capped Composite	10.5	20.2	14.1	10.3	9.1	-	25.1	5.6	22.9	-8.9	9.1	15.9	13.9	-	-	-	-

Sector Allocation¹

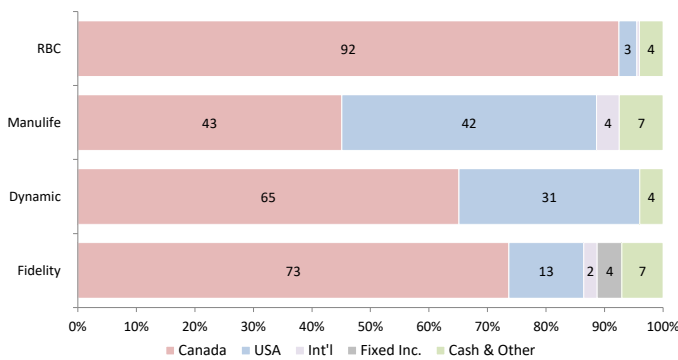


*50/50 Benchmark sector allocations are calculated using the S&P 500 Index and the S&P/TSX Capped Composite Index.

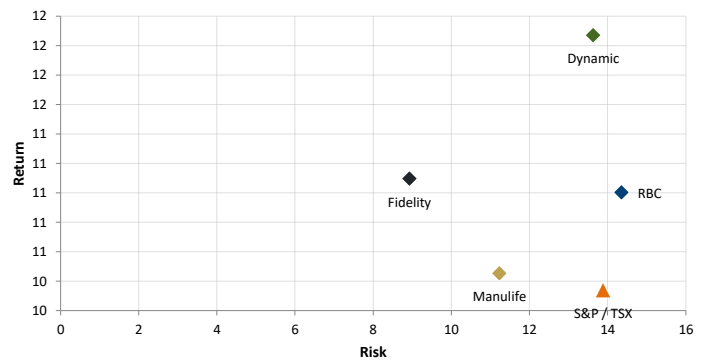
Growth of \$10,000 (5 yr.)¹



Asset Allocation¹



Risk Reward Plot (5 yr.)¹



¹ Source: Morningstar Direct as of March 31, 2022, using series F or equivalent funds. Portfolio data: Morningstar Direct as of: RBC (03/31/22), Manulife (02/28/22), Dynamic (01/31/22), Fidelity (02/28/22). Portfolio characteristics are subject to change.

The information contained herein is provided by RBC Global Asset Management Inc. (RBC GAM) and believed to be up-to-date, accurate and reliable. Information obtained from third parties is believed to be reliable but RBC GAM and its affiliates assume no responsibility for any errors or omissions or for any loss or damage suffered. ® / ™ Trademark(s) of Royal Bank of Canada. Used under licence. © RBC Global Asset Management Inc. 2022